

Page Section Examples

Pages, Page Sections, and Page Section Types	2
Attachments	3
Carousel	3
FAQ Group (and FAQ Items)	4
Full Screen	5
Membership Plans	5
Newsletter	6
Images	6
Info Cards	7
Intro	8
Lists	9
Member Cards	9
Text	10
Thumbnails	10
Tiles	11
Video	11

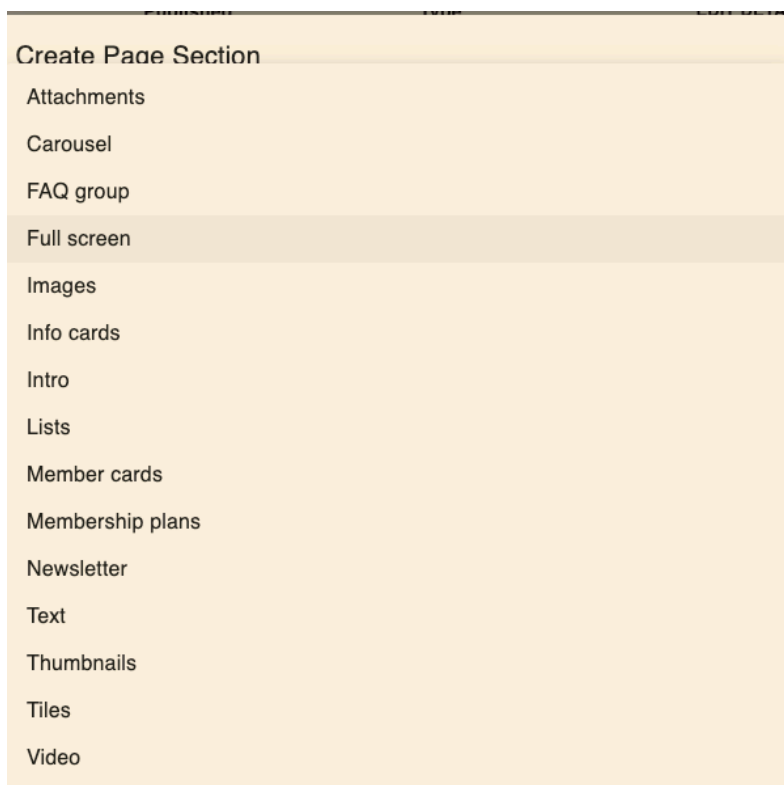
Pages, Page Sections, and Page Section Types

The website consist of static content (**Pages**), and dynamic content (**Events** and **Articles**).

Pages are created on the admin site and moved to the live site once or twice a day (the schedule is still TBD).

Each static page is made up of one or more **Page Sections**. The layout of the Page Section is determined by the **Type** of Page Section chosen. The various **Page Sections Types** are listed in the screen shot below.

Events and Articles are not included in this document, however, they are created on the admin site and are immediately viewable on the live site.



Attachments

This page section type provides the ability to share downloadable documents. Attachments can be PDF, JPG, PNG. Access to this documents can be restricted to Premium members.

Attachments Test

📎 Setting Boundaries pdf PDF • 1MB

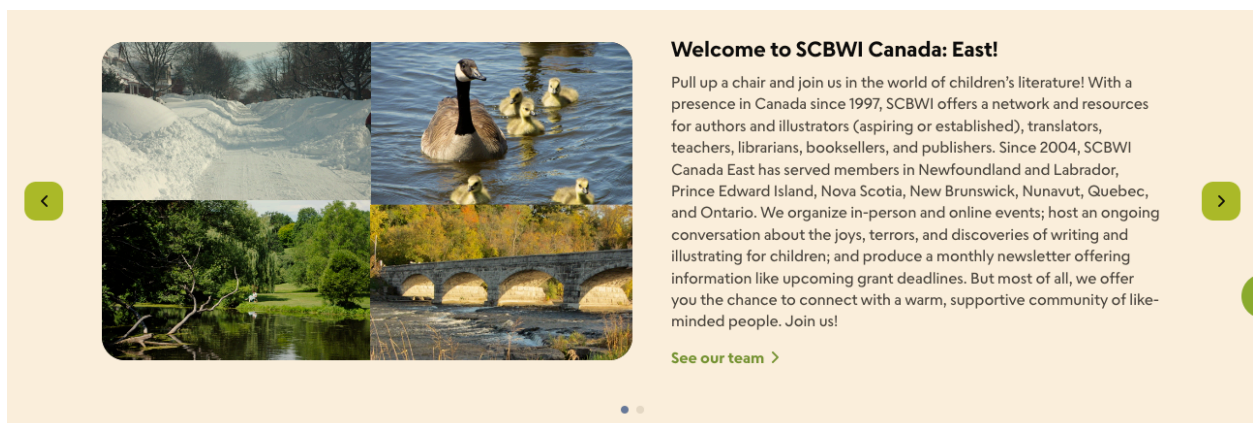
📎 Website how-to PDF • 1MB

Carousel

This page section type allows you to display images in a manual slideshow (the images do not rotate automatically), and includes text to right of the slideshow. Although the text field is plain text (no bold or hyperlink formatting), the carousel does have the ability to link to another pages or an external URLs.

The dots below the carousel indicate how many images are in the carousel.

The slideshow image portion of this page section type is similar to **Images**.



FAQ Group (and FAQ Items)

This page section type allows you to create an **FAQ Group**, along with its corresponding **FAQ Items**.

FAQ Group

Frequently Asked Questions

Our new site

Get excited! This new site will allow us to provide more to our members and the entire children's book community.

[Learn more >](#)

Membership benefits

Jump into a quick overview of the benefits that SCBWI members can enjoy.

[Learn more >](#)

Common questions

Here you'll find a list of our most frequently asked questions.

[Learn more >](#)

[Help](#)

FAQ Items

Frequently asked questions

Find some of the most commonly asked questions here.

[Common questions](#)

[Our new site](#)

[Membership benefits](#)

[Becoming a translator](#)

[Discussion boards](#)

Our new site

Is the site completely finished?

The new SCBWI will never be completely finished, and that's the beauty of it! When we launch, it is just the beginning. We already have a few additions planned for the site after we launch, for example, Critique Groups and the Speakers Bureau. We'll also gather member input and feedback in order to keep making improvements, changes, and additions to the site as time goes on. We will review feedback and analytics on an ongoing basis so that we can continue to improve the site so that it never gets stale or outdated. The more that SCBWI members use the site and share feedback, the better the site will be.

What's different from the old site?

We've striven to keep what's good about the old site and let go of anything that wasn't working well. We switched from a WordPress format—which the organization had outgrown—to an open-source, customized format that allows us to change and grow as we need. The new site is easier to navigate, the design is fresh, and we can now feature

[Help](#)

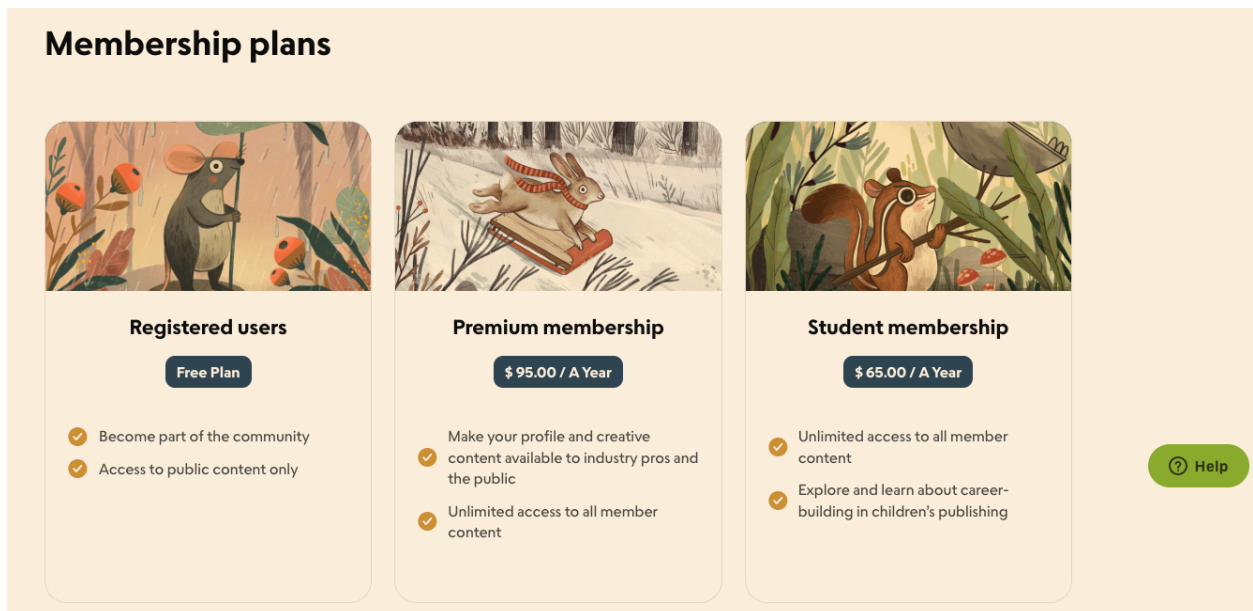
Full Screen

This page section type provides you with a page section that spans the entire width of the website page, similar to the Hero element, but you can place it anywhere your page (although it generally looks better at the bottom).



Membership Plans

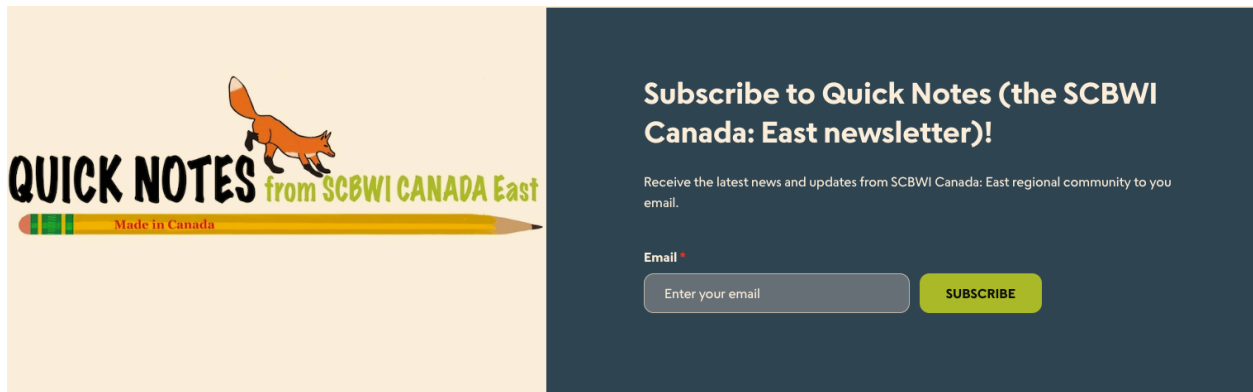
This page section type is used by headquarters to describe the various membership levels.



Newsletter


This page section allows members to subscribe to your newsletter.

Caution: Although the system will allow you to create multiple newsletter page sections (i.e. if you have multiple newsletters), but it only creates one subscriber list, so for now, you can really only use this page section type once.



Images

This page section type is similar to the carousel. It provides the ability to have a series of images that you can click through. The image size is larger than the carousel.



Info Cards

This page section type provides an image, plain text (no bold or hyperlink formatting), and the ability to link to other pages or an external URL. The image size is slightly smaller than the Thumbnails.

The advantage of **Info cards** is the ability to add text below the image. The disadvantage is the inability to use text formatting, so we are unable to hyperlink contact email addresses, for instance.

The advantage of **Member cards** is the clean look. The major disadvantage is the inability to include text to go with the card. The link goes to the member profile, which is the member's personal profile. Without the ability to add text (including hyperlinks), we can't indicate what chapter volunteer role the member is filling (i.e. webmaster, PAL coordinator, newsletter editor, etc.), nor are we able to point to the email address used for their volunteer role.

Your Regional Team members and webmaster (using Info cards)



Michelle Jodoin, Regional Advisor

canadaeast-ra@scbwi.org

[See more >](#)



TBA, Assistant Regional Advisor

canadaeast-ara@scbwi.org




Julien Chung, Illustrator Coordinator

canadaeast-ic@scbwi.org



TBA, Translator Coordinator



Rachel Eugster, Webmaster

Intro

This page section type provides an image, plain text (no bold or hyperlink formatting), and the ability to link to another pages or an external URLs. The image size is slightly larger than the Thumbnails. If you have multiple Intro items, they will alternate in layout from left to right with image then text or text then image.

Intro test



Intro item 1

Body text for Intro Item

Intro item 2

This is the body text of introduction item 2. I've added a link to another page on this one

[read more >](#)



Lists

This page section type provides a 3-column text list, with or without hyperlinks.

Explore SCBWI Regions

Alaska	Illinois	New York: Long Island
Arizona	India	New York: Metropolitan
Australia East	Indiana	New York: West/Central Upstate
Australia West	Indonesia	New York: Westchester
Benelux (Belgium, Luxembourg, Netherlands)	Inland Northwest (Eastern Washington, Northern Idaho)	New Zealand
British Isles (England, Scotland, Wales, Northern Ireland)	International Central	Nigeria
	Iowa	Ohio: Central and South
		Ohio: North

Member Cards

Provides a link to member profiles, and includes a small version of the member's profile image.

The advantage of Member cards is the clean look. However, if you wish to use Member cards to highlight your region's volunteers, you will also need to include a text page section type on the page to describe their roles and to provide the email address for their volunteer role, (i.e. scbwicaneastweb@gmail.com, CanEastNewsletter@gmail.com, etc.). The Member cards goes to the member profile — their personal profile — which does not describe their volunteer role in the chapter.

Regional Team (using Member cards)



Michelle Jodoin
Regional Advisor



Julien Chung
Illustrator Coordinator



Rachel Eugster
Author

Text

Text with minimal formatting (Normal/Heading 2/Heading 3/Heading, bold and hyperlinks.) Bullets are not available.

Useful for providing a lot of detailed text.

Mission

The Society of Children's Book Writers and Illustrators (SCBWI) is the preeminent membership organization for children's book creators. We are a global community of writers, illustrators, translators, publishers, librarians, advocates, and other industry professionals working to establish a more imaginative and inclusive world through the power of children's literature. Our mission is to support the creation of an abundance of quality children's books, so that young people everywhere have the books they need and deserve.

Vision

We believe there can never be too many good children's books, and this simple belief guides everything we do. We are committed to breaking down barriers and opening doors for everyone with a story to tell. By harnessing the collective power of this vibrant global community, we make the children's publishing industry more inclusive and elevate the art of children's literature.

Thumbnails

This page section type provides an image, plain text (no bold or hyperlink formatting), and the ability to link to another pages or an external URLs. The image size is slightly larger than the Info Cards.

Thumbnail Test



Thumbnail item

text of thumbnail item

[Membership Benefits >](#)



Thumbnail item 2


This is the text for the thumbnail item 2

[Learn more >](#)

Tiles

This page section type is used to create a menu, allowing members to access sub-pages on your website.

Your menu tiles can include text only with a green button linked to your sub-pages, or you can add an image to your menu tile. (Note: in the image below, four of the titles are not yet linked to sub-pages, so there is no green button yet. These titles represent pages from the old site that have not yet been re-created on the new site.



Video

This page section type has not been tested yet.